


vtech[®]

User's Manual

Light & Move Learning Ball™



© 2014 VTech
Printed in China
91-009681-007 

Dear Parent,

Ever notice the look on your baby's face when they learn something new through their own discovery? These self-accomplished moments are a parent's greatest reward. To help fulfill them, **VTech**[®] created the **Infant Learning**[®] series of toys.

These unique interactive learning toys directly respond to what children do naturally – play! Using innovative technology, these toys react to baby's interactions, making each play experience fun and unique as they learn age-appropriate concepts like first words, numbers, shapes, colors and music. More importantly, **VTech**[®]'s **Infant Learning**[®] toys develop baby's mental and physical abilities by inspiring, engaging and teaching.

At **VTech**[®], we know that a child has the ability to do great things. That's why all of our electronic learning products are uniquely designed to develop a child's mind and allow them to learn to the best of their ability. We thank you for trusting **VTech**[®] with the important job of helping your child learn and grow!


Sincerely,

Your friends at **VTech**[®]

To learn more about the **Infant Learning**[®] series and other **VTech**[®] toys, visit www.vtechkids.com

INTRODUCTION

Thank you for purchasing the **VTech® Light & Move Learning Ball™**! Move and crawl with animal friends! Chocked full of fun things to press, twist, spin and feel, the **Light & Move Learning Ball™** introduces shapes, numbers, animals and animal sounds. Equipped with a sensor, the **Light & Move Learning Ball™** wobbles and wiggles with baby's every giggle!



INCLUDED IN THIS PACKAGE

- One VTech® Light & Move Learning Ball™
- One user's manual

WARNING: All packing materials, such as tape, plastic sheets, wire ties and tags are not part of this toy, and should be discarded for your child's safety.

ATTENTION: Pour la sécurité de votre enfant, débarrassez-vous de tous les produits d'emballage tels que rubans adhésifs, feuilles de plastique, attaches et étiquettes. Ils ne font pas partie du jouet.

NOTE: Please keep this user's manual as it contains important information.


WARNING: The cord is not part of this toy. Please cut and discard the cord for your child's safety.



GETTING STARTED

BATTERY INSTALLATION

1. Make sure the unit is turned **OFF**.
2. Locate the battery cover on the bottom of the ball. Use a screwdriver to loosen the screw.
3. Install 3 new 'AA' (AM-3/LR6) batteries following the diagram inside the battery box. (The use of new alkaline batteries is recommended for maximum performance.)
4. Replace the battery cover and tighten the screw to secure the battery cover.






BATTERY NOTICE

- Use new alkaline batteries for maximum performance.
- Use only batteries of the same or equivalent type as recommended.
- Do not mix different types of batteries: alkaline, standard (carbon-zinc) or rechargeable (Ni-Cd, Ni-MH), or new and used batteries.
- Do not use damaged batteries.
- Insert batteries with the correct polarity.
- Do not short-circuit the battery terminals.
- Remove exhausted batteries from the toy.
- Remove batteries during long periods of non-use.
- Do not dispose of batteries in fire.
- Do not charge non-rechargeable batteries.
- Remove rechargeable batteries from the toy before charging (if removable).
- Rechargeable batteries are only to be charged under adult supervision.

PRODUCT FEATURES

1. ON/OFF/VOLUME CONTROL SWITCH

To turn the unit **ON**, slide the **ON/OFF/VOLUME CONTROL SWITCH** to the **LOW VOLUME** () or **HIGH VOLUME** () position. To turn the unit **OFF**, slide the **ON/OFF/VOLUME CONTROL SWITCH** to the **OFF** () position.



2. AUTOMATIC SHUT-OFF

To preserve battery life, the **VTech® Light & Move Learning Ball™** will automatically power-down after approximately one minute without input. The unit can be turned on again by pressing any button.

ACTIVITIES

1. Slide the **on/off/volume control switch** to turn the unit on. You will hear a song, a phrase and a fun sound. The lights will flash and the ball will wobble with the sound.



2. Press the **animal buttons** to learn about animal names, animal sounds, shapes and numbers and hear playful music. The lights will flash and the ball will wobble with the sound.



3. If there is no input after approximately 8 seconds, you will be asked to find a specific animal or shape. Use the animal buttons to answer. After another 8 seconds without input, you will hear a phrase and a sing-along song. If there continues to be no input, you will hear a short tune before the unit automatically powers down.

MELODY LIST

1. My Bonnie Lies Over the Ocean
2. This Old Man
3. Twinkle, Twinkle, Little Star
4. Did You Ever See a Lassie?
5. Ring Around the Rosy
6. London Bridge
7. Here We Go Round the Mulberry Bush
8. Skip to My Lou
9. Aiken Drum
10. Daisy Bell

11. Yankee Doodle
12. Hickory Dickory Dock
13. Old Macdonald Had a Farm
14. The Bear Went Over the Mountain
15. Animal Fair

SUNG SONG LYRICS

SONG 1

Roll, roll, roll the ball,
The animals want to play!
Press the shapes to learn their names,
Colors and numbers too.

SONG 2

Animals, animals all around,
Can you name all the animals?
Zebra, kangaroo and a bird,
Lion, monkey, elephant.

CARE & MAINTENANCE

1. Keep the unit clean by wiping it with a slightly damp cloth.
2. Keep the unit out of direct sunlight and away from any direct heat source.
3. Remove the batteries when the unit will not be in use for an extended period of time.
4. Do not drop the unit on hard surfaces and do not expose the unit to moisture or water.

TROUBLESHOOTING

If for some reason the program/activity stops working or malfunctions, please follow these steps:

1. Please turn the unit **OFF**.
2. Interrupt the power supply by removing the batteries.
3. Let the unit stand for a few minutes, then replace the batteries.
4. Turn the unit **ON**. The unit should now be ready to play again.
5. If the product still does not work, replace with an entire set of new batteries.

If the problem persists, please call our Consumer Services Department at 1-800-521-2010 in the U.S. or 1-877-352-8697 in Canada, and a service representative will be happy to help you.

For information on this product's warranty, please call **VTech**[®] at 1-800-521-2010 in the U.S. or 1-877-352-8697 in Canada.

IMPORTANT NOTE:

Creating and developing Infant Learning products is accompanied by a responsibility that we at **VTech**[®] take very seriously. We make every effort to ensure the accuracy of the information, which forms the value of our products. However, errors sometimes can occur. It is important for you to know that we stand behind our products and encourage you to call our Consumer Services Department at 1-800-521-2010 in the U.S. or 1-877-352-8697 in Canada, with any problems and/or suggestions that you might have. A service representative will be happy to help you.

FCC Information:

Note: This equipment has been tested and found to comply with the limits for a Class B digital device, pursuant to Part 15 of the FCC Rules. These limits are designed to provide reasonable protection against harmful interference in a residential installation. This equipment generates, uses and can radiate radio frequency energy and, if not installed and used in accordance with the instructions, may cause harmful interference to radio communications. However, there is no guarantee that interference will not occur in a particular installation.

If this equipment does cause harmful interference to radio or television reception, which can be determined by turning the equipment off and on, the user is encouraged to try to correct the interference by one or more of the following measures:

- Reorient or relocate the receiving antenna.
- Increase the separation between the equipment and receiver.
- Connect the equipment into an outlet on a circuit different from that to which the receiver is connected.
- Consult the dealer or an experienced radio/TV technician for help.

THIS DEVICE COMPLIES WITH PART 15 OF THE FCC RULES. OPERATION IS SUBJECT TO THE FOLLOWING TWO CONDITIONS: (1) THIS DEVICE MAY NOT CAUSE HARMFUL INTERFERENCE, AND (2) THIS DEVICE MUST ACCEPT ANY INTERFERENCE RECEIVED, INCLUDING INTERFERENCE THAT MAY CAUSE UNDESIRE OPERATION.

CAN ICES-3 (B)/NMB-3(B)

Caution : changes or modifications not expressly approved by the party responsible for compliance could void the user's authority to operate the equipment.

